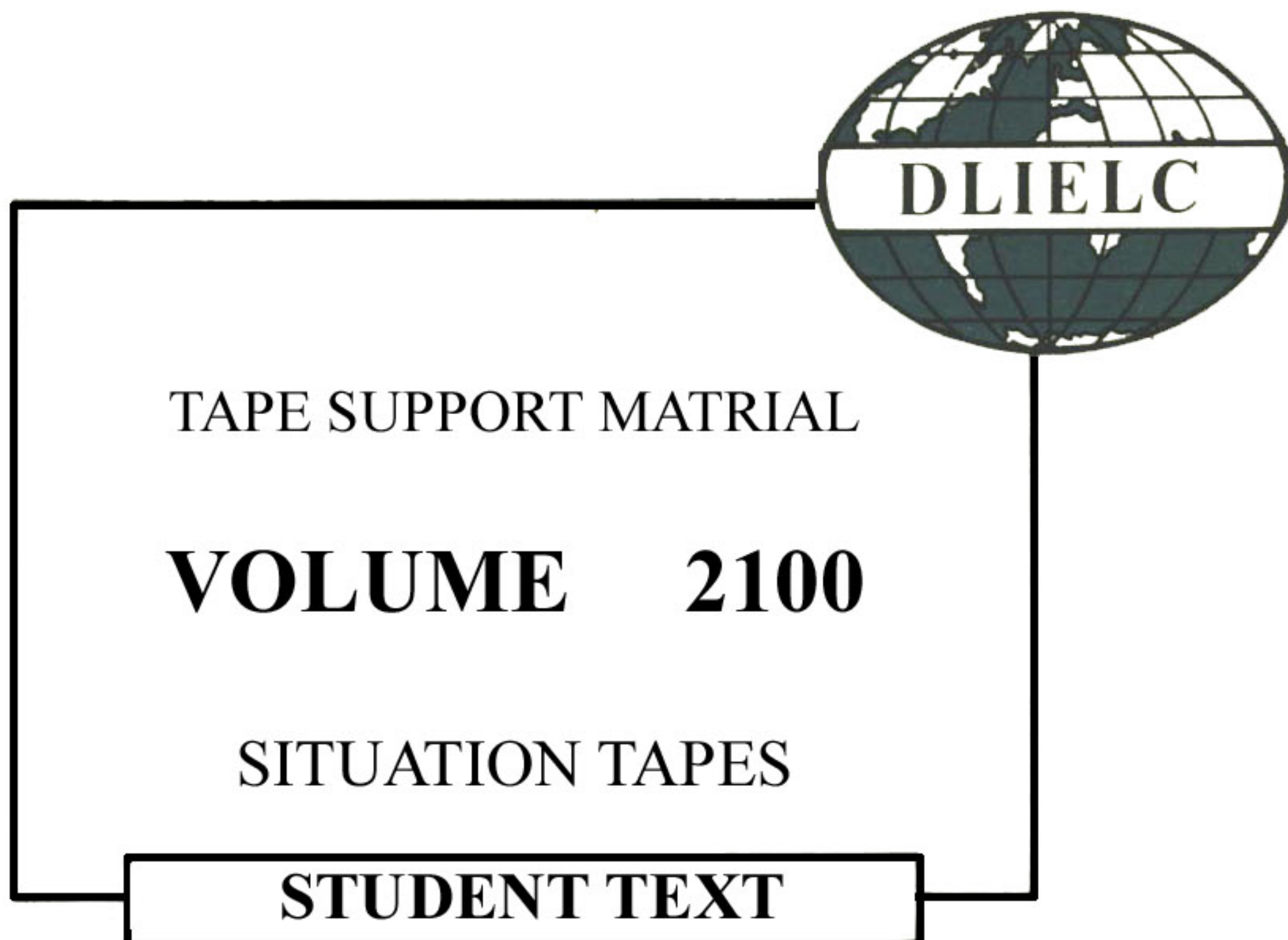




Defense Language Institute
English Language Center
Lackland Air Force Base, Texas

AMERICAN LANGUAGE COURSE



PREFACE

This Tape Support Material booklet accompanies the Situation Tapes, to be used with Volume 2100 of the American Language Course (ALC).

The ALC materials consist of the Pre-Elementary Phase; the Elementary Phase; the Intermediate Phase; the Advanced Phase; and the Specialized Phase; in which students concentrate on the technical language of one of several military specialties such as flying, ordnance, electronics, etc.

The ALC is designed for an intensive language training program to provide students who do not understand and speak English with sufficient skill to enable them to pursue technical or professional training in various schools sponsored by the Department of Defense of the United States of America.

Inquiries concerning these materials, including requests for copies or authority to reproduce materials contained therein, should be addressed to: Commandant, Defense Language Institute, English Language Center, ATTN: LESS, Lackland Air Force Base, Texas 78236.

Recommendations for improving this publication are encouraged. Letters should be submitted to: Commandant, Defense Language Institute, English Language Center, ATTN: LEAC, Lackland Air Force Base, Texas 78236.

Original Edition February 1967
Revised February 1973
Reprinted May 1973
Reprinted August 1975
Reprinted November 1975
Reprinted June 1977
Reprinted November 1978
Reprinted April 1981
Reprinted June 1982
Reprinted April 1983
Reprinted April 1986

NOTES TO THE STUDENT

This Tape Support Material booklet has been prepared to help you practice English conversation. The Situation Tapes are designed to be used with ALC Volume 2100.

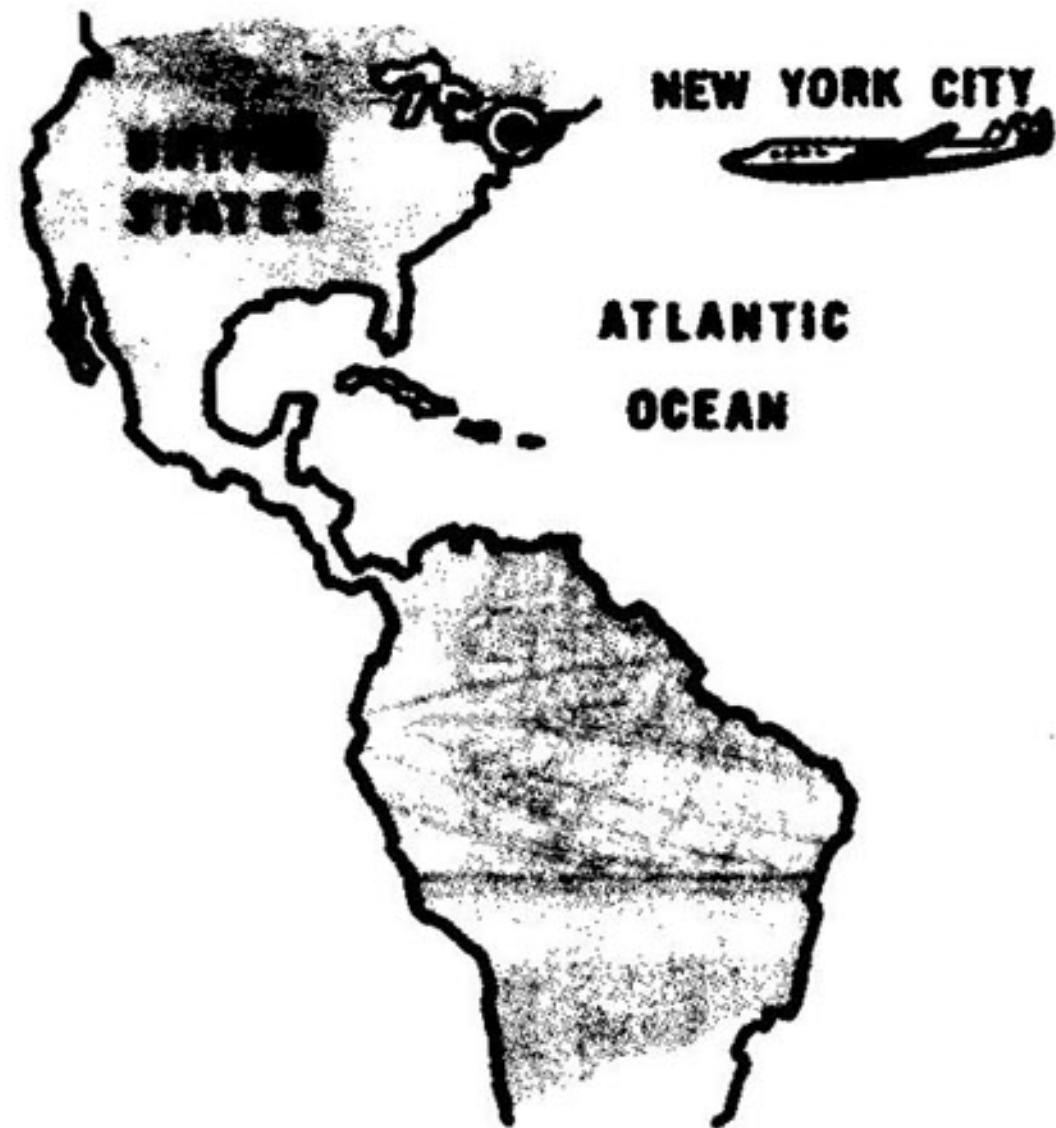
Each of the eighteen situation tapes and the two review tapes has been designed to give you a chance to practice conversation. You will hear questions on the tape. Answer those questions. Your answers can be creative and different. If you follow the pictures in each of the situations, and answer the speaker's questions, you will be practicing conversational skills.

CONTENTS

<u>Situation</u>	<u>Page</u>
1	1
2	2
3	3
4	5
5	7
Review 1--5	8
6	10
7	13
8	14
9	17
10	19
11	21
12	23
13	26
14	30
15	32
16	34
17	36
18	41

SITUATION 1

1




FLYING TOWARD NEW YORK CITY

2




EATING A MEAL ON THE PLANE

3



A DINNER TABLE IN AN AMERICAN HOME

4



THE DINNER TRAY ON A PLANE