

OUTLINE AND STUDY OBJECTIVES

Structures

Action Verbs - Present Tense

Affirmative Questions

Negative Statements

Negative Questions

The Imperative

Sound and Intonation

S - Hissing Sound after /p, t, k, f/


- Buzzing Sound after most other consonants and vowels.

CONVERSATION AND READING PRACTICES


Repeat the questions and answers.








1. How many pencils do you have?
I have two pencils.
2. How many pens do you have?
I have three pens.
3. How many tapes do you have?
I have ten tapes.
4. How many chairs do we have?
We have ten chairs.
5. How many teachers do they have?
They have one teacher.
6. How many trains do you see?
I see two trains.
7. How many cars do you see?
I see three cars.
8. How many tapes do you want?
I want six tapes, please.
9. How many pencils do you want?
I want two pencils, please.





1. What do you see?

I see a young boy.
I see a young girl.
I see a little child.
I see an old man.
I see a new car.
I see a big airplane.

2. What do you hear?

I hear a car.
I hear an airplane.
I hear a bus.
I hear a train.
I hear a dog.
I hear a baby.

3. Who do you see?


I see a barber.
I see a pilot.
I see a mechanic.
I see a doctor.
I see a student.
I see a teacher.

4. What do you want?

I want a book, please.
I want a pencil, please.
I want a tape, please.
I want a pen, please.
I want three books, please.
I want five tapes, please.

Repeat.

1. I don't have a pencil.
2. You don't have a pen.
3. We don't have a teacher.
4. They don't have books.
5. Don't you have a pencil?
No, I don't.
6. Don't you have a book?
No, I don't.
7. Don't you have a tape?
No, I don't.
8. Don't you see a train?
No, I don't.
9. Don't you hear an airplane?
No, I don't.
10. Don't you want a book?
No, I don't.
11. Don't you want a tape?
Yes, I do.
12. Don't you see an airplane?
Yes, I do.



EXPLANATION AND DRILL OF STRUCTURES

1. Action Verbs – Present Tense – Affirmative Questions

Do = ?

I hear a plane.	—————→	Affirmative Statement.
<u>Do</u> I hear a plane?	—————→	Affirmative Question.

Repeat.

You hear a plane.
Do you hear a plane?

We hear a plane.
Do we hear a plane?

They hear a plane.
Do they hear a plane?

Change from affirmative statements to affirmative questions.

1. I see a train.
2. _____ ?

1. We want a recorder.
2. _____ ?

1. You see a student.
2. _____ ?

1. They have a pencil.
2. _____ ?

Do = Auxiliary Verb

Do stands before the Subject.

The main verb is the simple form.
This form doesn't change.

Do	you	have	a
Auxiliary Verb	Subject	Main Verb	
<u>Indicate</u>	—————→	<u>The Auxiliary Verb</u>	<u>Subject</u> <u>Main Verb</u>

Example:

<u>Do I have a tape?</u>	Do	I	have
1. Do we see a train?			
2. Do you want a book?			
3. Do I want a pencil?			
4. Do they hear the train?			

2. Action Verbs – Present Tense – Negative Statements

Do + not = no (negative)

Do + not = don't

Use the contraction don't.

Repeat.

You hear a plane.	—————→	Affirmative Statement.
You don't hear a plane.	—————→	Negative Statement.

We hear a plane.
We don't hear a plane.

They hear a plane.
They don't hear a plane.

Change from affirmative statements to negative statements.

1. I see a train.
2. _____.

1. We want a recorder.
2. _____.

1. You see a student.
2. _____.

1. They have a pencil.
2. _____.

Do not
or
Don't

Auxiliary Verb

Don't stands before the main verb.

We	don't	have	a tape.
	↑	↑	
	Auxiliary Verb	Main Verb	

Select the Auxiliary Verb and the Main Verb.

Example:	We	don't	have	a tape.
		↑	↑	
		Auxiliary Verb	Main Verb	

	<u>Auxiliary Verb</u>	<u>Main Verb</u>
1. They don't see the student.		
2. I don't want a tape.		
3. They don't have a pencil.		
4. I don't want a book.		
5. We don't hear the train.		
6. We don't have ten pencils.		

3. Action Verbs – Present Tense – Negative Questions

Don't stands first in a negative question.

a. Repeat.

Don't you hear a plane?

Don't we have a book?

Don't I see a plane?

Don't they want a tape?

b. Practice these negative forms.

Negative Statements

I don't have a pencil.

I don't have a book.

You don't have a tape.

You don't have a car.

We don't have a recorder.

They don't have a teacher.

I don't see a table.

You don't see a dog.

We don't see a book.

They don't see an airplane.

I don't hear a train.

I don't want a pencil.

You don't hear a car.

You don't want a tape.

Negative Questions

Don't I have a pencil?

Don't I have a book?

Don't you have a tape?

Don't you have a car?

Don't we have a recorder?

Don't they have a teacher?

Don't I see a table?

Don't you see a dog?

Don't we see a book?

Don't they see an airplane?

Don't I hear a train?

Don't I want a pencil?

Don't you hear a car?

Don't you want a tape?

- c. Practice these affirmative and negative statements.

I have a pencil.

I have a book.

I have a pen.

You have a chair.

You have a car.

You have a recorder.

We have two pencils.

We have three books.

They have two tapes.

I see a table.

I don't have a pencil.

I don't have a book.

I don't have a pen.

You don't have a chair.

You don't have a car.

You don't have a recorder.

We don't have two pencils.

We don't have three books.

They don't have two tapes.

I don't see a table.

- d. Change these affirmative statements to negative questions.

I have a pencil.

You have a book.

We have a recorder.

They have a tape.

I see a table.

You see a chair.

We see a student.

They see a teacher.

I hear a car.

You hear an airplane.

We hear a train.

They hear a bus.

I want a pencil.

You want a book.

We want a recorder.

They want a tape.

He hears a plane.

She wants a tape.

He sees the book.

She has a pencil.

4. Does with He - She - It

DOES is used with He-She-It.

- a. Repeat.

Do I ?

Do you..... ?

Do we ?

Do they..... ?

Does he ?

Does she..... ?

Do I have a book?

Do you have a book?

Do we have a book?

Do they have a book?

Does he have a book?

Does she have a book?

Do I see a train?

Do you see a train?

Do we see a train?

Do they see a train?

Does he see a train?

Does she see a train?

b. Practice the question phrase How Many.

<u>Question</u>	<u>Answer</u>
How many pencils do you have?	I have two pencils.
How many trains do you see?	I see three trains.
How many tapes do they have?	They have six tapes.
How many teachers do we see?	We see ten teachers.
How many tables do you see?	I see four tables.
How many airplanes do you hear?	I hear two airplanes.
How many recorders do you have?	We have five recorders.
How many books do you want?	I want three books.
How many pens do I have?	You have eight pens.
How many students do they see?	They see seven students.
How many pilots do you see?	I see two pilots.
How many pencils do I have?	You have five pencils.
How many books does she have?	She has one book.
How many pencils does he have?	He has six pencils.

c. Answer the following questions:

Example: Does the instructor get up early?
Yes, he does. He gets up early.

- Do the students get up early?
- Does the instructor take a bus to school?
- Does the instructor walk to class?
- Do the students come to class by bus?
- Does the instructor go to class and turn on the lights?
- Does the instructor begin the class on time?
- Do the students ask questions?
- Does the instructor answer them?
- Do the students like an easy lesson?
- Do they like and understand it?
- Does the class take a break?

d. Do: Present Tense.

<u>Person</u>	<u>Singular</u>	<u>Plural</u>
1st person	I do.	We do.
2nd person	You do.	You do.
3rd person	He, she, it <u>does.</u> /z/	They do.

5. The Imperative

The imperative expresses a command or request.

The subject "you" is understood but not **expressed**.

a. Repeat.

(You) Come in.

Sit down, please.

Wait for me.

Hurry.

b. The negative of the imperative is formed by placing do not or don't before the verb.

Do not come in.

or

Don't come in.

c. Change to the imperative.

Example: You come in.
Come in.

1. You sit down.
2. You hurry up.
3. You don't smoke in the lab.
4. You don't wait for me.

d. The Softened Conversational form

Please, which softens the imperative, may be placed either at the beginning or end of a sentence.

Change to the softened imperative.

Example: Sit down.
Please, sit down.
 Sit down, please.

1. Wait for me.
2. Close your books.
3. Open your books.
4. Look up all new words.

6. Please - Polite term in English

Please is also used with requests. I want a pencil, please.

<u>Question</u>	<u>Answer</u>
Do you want a pencil?	Yes, please. OR No, thank you.
Do you want a book?	Yes, please. OR No, thank you.
Do you want three tapes?	Yes, please. OR No, thank you.
Do you want a pen?	Yes, please. OR No, thank you.

TAPE 1104A

Repeat.

Do you have a pencil?
Do you hear a train?
Do you see a student?
Do you want a pencil?

You have a pencil.
You hear a train.
You see a student.
You want a recorder.

Yes.
No.

Yes, please.
No, thank you.

We have three books.
We hear a train.
We see five students.
We want ten tapes.

Do we have pencils?
Do we hear a train?
Do we see students?
Do we want books?

They have your book.
They hear your car.
They see your teacher.
They want your pencil.

Do they have tapes?
Do they hear a car?
Do they see a chair?
Do they want a recorder?

I have your book.
I hear an airplane
I see three tables.
I want five tapes.

Do I have a book?
Do I hear a bus?
Do I see a table?
Do I want a tape?

How many pencils do you have?
How many students do you see?
How many trains do you hear?
How many tapes do you want?

Exercise 1.Listen and repeat.

- A: Do you have a book?
B: Yes.
- A: Do you have a pen?
B: No.
- A: Do you want a pencil?
B: No, thank you.
- A: Do you want a tape?
B: Yes, please.
- A: Do they have books?
B: Yes.
- A: Do they have three recorders?
B: No.

Exercise 2.Listen and repeat.

- A: How many pencils do you have?
B: I have four pencils.
- A: How many books do you have?
B: I have two books.
- A: How many recorders do you have?
B: I have one recorder.
- A: How many teachers do we have?
B: We have one teacher.
- A: How many trains do you see?
B: I see two trains.
- A: How many airplanes do you see?
B: I see six airplanes.

Exercise 3.Listen and repeat.

- A: Is this your book?
B: Yes, it is.
- A: Is that your chair?
B: Yes, it is.
- A: Is that your recorder?
B: No, it isn't.
- A: How many tapes do you have?
B: I have ten tapes.

- A: Do you have a book?
B: Yes. I have three books.

- A: Do you have a pencil?
B: Yes. I have five pencils.

- A: Do you see a train?
B: Yes.

- A: Do you hear an airplane?
B: No.

Exercise 4.Listen and repeat.

- A: Are you a student?
B: Yes, I am.
- A: Is this your book?
B: Yes, it is.
- A: Is that your chair?
B: No, it isn't.
- A: Do you want a pencil?
B: No, thank you.
- A: Do you want a tape?
B: Yes, please.
- A: Is he your teacher?
B: Yes, he is.
- A: Good-bye.
B: Good-bye.

Exercise 5.You will hear the first speaker (Part A).
Record the part of speaker B.

- A: Do you have a book?
B:

- A: Do you have a pen?
B:

- A: Do you want a pencil?
B:

- A: Do you want a tape?
B:

- A: Do they have books?
B:

- A: Do they have three recorders?
B:

Listen and repeat.

What do you see?
 What do you hear?
 Who do you see?
 What do you want?

I don't see a table.
 You don't see a table.
 We don't see a table.
 They don't see a table.

young
 little
 old
 new
 big

Don't I see a table?
 Don't you see a table?
 Don't we see a table?
 Don't they see a table?

a young boy
 a young girl
 a little child
 an old man
 a new car
 a big airplane

I don't hear a train.
 You don't hear a train.
 We don't hear a train.
 They don't hear a train.

Don't I hear a train?
 Don't you hear a train?
 Don't we hear a train?
 Don't they hear a train?

I don't have a pencil.
 You don't have a pencil.
 We don't have a pencil.
 They don't have a pencil.

I don't want a book.
 You don't want a book.
 We don't want a book.
 They don't want a book.

Don't I have a pencil?
 Don't you have a pencil?
 Don't we have a pencil?
 Don't they have a pencil?

Don't I want a book?
 Don't you want a book?
 Don't we want a book?
 Don't they want a book?

Listen and repeat.

pencil	pencils
pen	pens
book	books
tape	tapes
recorder	recorders
chair	chairs
table	tables
car	cars
airplane	airplanes
bus	busses
train	trains
dog	dogs
baby	babies
man	men
boy	boys
girl	girls
child	children
barber	barbers
pilot	pilots
mechanic	mechanics
student	students
teacher	teachers
doctor	doctors
nurse	nurses
instructor	instructors

Exercise 1.Listen and repeat.

- A: Don't you have a book?
B: No, I don't have a book.
- A: Don't you see a table?
B: No, I don't see a table.
- A: Don't they have a teacher?
B: No, they don't have a teacher.
- A: Don't you hear a train?
B: No, I don't hear a train.
- A: Don't we have a tape?
B: No, we don't have a tape.
- A: Don't you see a young boy?
B: No, I don't see a young boy.

Exercise 2.Listen and repeat.

- A: Don't you have a book?
B: No, I don't.
- A: Don't we have a teacher?
B: No, we don't.
- A: Don't I hear a train?
B: No, you don't.
- A: Don't they have a recorder?
B: No, they don't.
- A: Don't you want a pen?
B: No, I don't.
- A: Don't we have five tapes?
B: No, we don't.
- A: Don't they have chairs?
B: No, they don't.

Exercise 3.Listen and repeat.

- A: Do you have a book?
B: Yes, I have a book.
- A: Do you see a table?
B: Yes, I see a table.
- A: Do they have a new car?
B: Yes, they have a new car.
- A: Do you hear a train?
B: Yes, I hear a train.
- A: Do we have a teacher?
B: Yes, we have a teacher.
- A: Do I have ten tapes?
B: Yes, you have ten tapes.

TAPE 1104C

First listen to this conversation.

Excuse me. Do you know where Building 7530 is?

No, I don't. Say---isn't that the Language School?

Yes. The Administration Building.

It's two blocks, straight ahead.

To the right or to the left?

Don't go to the right. It's on the left.

Thanks. Good-bye.

Good-bye.

Repeat everything you hear.

Excuse me. Do you know where Building 7530 is?

No, I don't. Say --- isn't that the Language School?

Yes. The Administration Building.

It's two blocks, straight ahead.

To the right or to the left?

Don't go to the right. It's on the left.

Thanks. Good-bye.

Good-bye.

SOUND AND INTONATION

Pronunciation practice on the sound /s/.

/ s / is a hissing sound.

Hiss: /s--s--s/

Listen.

After /p, t, k, f/, hiss.

Repeat.

want	sit	wait
wants	sits	waits
take	like	smoke
takes	likes	smokes

wants--sits--waits--takes--likes--smokes

Now listen to the sound /z/.

After most other consonants and vowels, buzz.

/ z / is a buzzing sound.

Repeat.

Buzz /z-z-z/

have	see	hear	be	do	come
has	sees	hears	is	does	comes
/z/	/z/	/z/	/z/	/z/	/z/
go	turn on	open			
goes	turns on	opens			
/z/	/z/	/z/			

Repeat.

Do you have a pencil?
Do you have a tape?

Come in.
Sit down.

Listen and repeat.

Do you see that tall building?
Don't you see that tall building?

He sees the Post Office building.
He doesn't see the Post Office building.

Go to the Main Gate.
Don't go to the Main Gate.

Please close your books.
Close your books, please.

Please open your books.
Open your books, please.

Do you eat in the mess hall?
Don't you eat in the mess hall?

Does he eat in the mess hall?
Doesn't he eat in the mess hall?

Does she eat in the mess hall?
Doesn't she eat in the mess hall?

Does it come here?
Doesn't it come here?

Does the bus stop here?
Doesn't the bus stop here?

Wait for the bus.
Don't wait for the bus.

Does it stop here?
Doesn't it stop here?

I smoke.
I don't smoke.

He smokes.
He doesn't smoke.

She smokes.
She doesn't smoke.

It smokes.
It doesn't smoke.

I wait.
I don't wait.

He waits.
He doesn't wait.

She waits.
She doesn't wait.

It waits.
It doesn't wait.

I hear.
I don't hear.

He hears.
He doesn't hear.

She hears.
She doesn't hear.

It hears.
It doesn't hear.

I go.
I don't go.

He goes.
He doesn't go.

She goes.
She doesn't go.

It goes.
It doesn't go.

Listen and repeat.

Who is he?

What's his name?

Where is he from?

How old is he?

How many teachers does he have?

How does he like the school?