

AMERICAN LANGUAGE COURSE



OUTLINE AND STUDY OBJECTIVES

Structures

Be - Contracted Negative Questions

The Question Word - Why

Action Verbs:

Present Tense

Affirmative Statements

Personal Pronouns

Adjectives

Sound and Intonation

/ i, ɪ, e, ɛ, æ, u, ʊ, o, ɔ, a, ə /


/ aɪ, aʊ, oɪ /


/ s, z /

UNIT 1103

CONVERSATION AND READING PRACTICES

Practice these questions and answers.





A: Am I a teacher?

B: Yes, you are.

A: Are you a student?

B: Yes, I am.

A: Am I a barber?

B: No, you aren't.

A: Are you a doctor?

B: No, I'm not.

A: Is he a mechanic?

B: No, he's not.

A: Is he a pilot?

B: No, he's not.

A: Is he a doctor?

B: Yes, he is.

A: Is she a nurse?

B: Yes, she is.

A: Are we students?


B: Yes, we are.

A: Are they students?

B: Yes, they are.

A: Are they barbers?

B: No, they're not.





1. Isn't this a pencil?
Yes, it is.
2. Isn't this a book?
Yes, it is.
3. Isn't this a pen?
Yes, it is.
4. Isn't this a tape?
Yes, it is.
5. Isn't this a chair?
No, it isn't.
6. Isn't this a table?
No, it isn't.
7. Isn't this an airplane?
No, it isn't.
8. Aren't those pencils?
No, they aren't.
9. Aren't those books?
No, they aren't.
10. Aren't those tapes?
Yes, they are.
11. Aren't those tables?
Yes, they are.

YOU'RE NOT A TEACHER.....YOU AREN'T A TEACHER

You're not	=	You aren't
you + are = <u>you're</u>		are + not = <u>aren't</u>
<u>You're</u> not a teacher.	=	You <u>aren't</u> a teacher.

Practice these negative forms.Negative Statements

- You're not a teacher.
 - You aren't a teacher.
- We're not students.
 - We aren't students.
- They're not students.
 - They aren't students.
- He's not a doctor.
 - He isn't a doctor.
- She's not a nurse.
 - She isn't a nurse.
- That's not a book.
 - That isn't a book.

Negative Questions

- Aren't you a teacher?
- Aren't we students?
- Aren't they students?
- Isn't he a doctor?
- Isn't she a nurse?
- Isn't that a book?

Short answers in English

Are you a student?


Yes, I am.No, I'm not.

Is this a pencil?


Yes, it is.No, it isn't.No, it's not.Give short answers in English.

- Are you a student?
- Am I a teacher?
- Are we students?
- Are they students?
- Is he a doctor?
- Is she a nurse?
- Is this a pen?
- Is that a tape?
- Are these books?
- Are those recorders?

Review.



Action Verbs - Present Tense - Affirmative Statements





Repeat.

1. I have two pencils.
You have three books.
We have four tapes.
They have five chairs.
2. I see six pencils.
You see seven pencils.
We see eight pencils.
They see nine pencils.
3. I hear a train.
You hear a car.
We hear a bus.
They hear an airplane.
4. I want ten pencils.
You want a tape.
We want a table.
They want a teacher.

EXPLANATION AND DRILL OF STRUCTURES

1. BE - Contracted Negative Questions

Begin negative questions with the contracted Verb + not pattern.

Example: Isn't this my book?

Aren't those your books?

Change to the contracted negative question form.

1. It is cold.
2. They are new.
3. This is his first class.
4. It's time for lunch.
5. Today isn't Tuesday.
6. They aren't in class.
7. Are they yellow?
8. She's in the lab.
9. It's five o'clock.
10. This month is July.

2. The Question Word- Why

Question words always come first in a sentence.

Begin each negative question with Why.

Example: Isn't he in class?
Why isn't he in class?

1. Aren't they in the lab?
2. Isn't the light on?
3. Isn't it time for a break?
4. Isn't there a wastebasket in the room?

3. Action Verbs - Present Tense - Affirmative Statements

Have - The Present Tense

<u>Person</u>	<u>Singular</u>	<u>Plural</u>
1st person	I have.	We have.
2nd person	You have.	You have.
3rd person	He, she, it has.	They have.

a. Use the correct form of Have.

1. He _____ a pen.
2. They _____ two books.
3. I _____ my pencil.
4. The watch _____ a minute hand.
5. A week _____ seven days.
6. We _____ a new teacher.
7. You _____ a wrist watch.
8. The room _____ a light switch.

b. Want - The Present Tense

<u>Person</u>	<u>Singular</u>	<u>Plural</u>
1st person	I want.	We want.
2nd person	You want.	You want.
3rd person	He, she, it wants.	They want.

Use the correct form of Want.

1. He _____ a pen.
2. They _____ two books.
3. I _____ my pencil.
4. She _____ a new wrist watch.
5. We _____ a break.
6. They _____ a holiday.
7. He _____ her telephone number.
8. We _____ new Venetian blinds.

- c. Use He as the subject of each sentence.

Example: I want a car.
He wants a car.

1. I have a pencil.
2. I want a new car.
3. I have an old car.
4. I have an alarm clock.
5. I want a tape.
6. We want a green pencil.
7. You want her telephone number.
8. We want a recorder.

- d. Rewrite these sentences. First substitute "I." Then substitute "they."

Example: He wants a red pencil.
 I want a red pencil.
 They want a red pencil.

1. She wants a new car.
2. He wants an alarm clock.
3. We want a new tape.
4. He wants a book.
5. We want a recorder.
6. He wants a pencil.
7. He wants three books.

- e. Let each student substitute "I" for "we."

We get up early every day. We go to the mess hall and eat breakfast.
 We have bacon and eggs, toast, and coffee. Then we walk to class.



4. Personal Pronouns

Subject:	I	you	he	she	it	we	they
Possessive:	my	your	his	her	its	our	their
	mine	yours	his	hers	its	ours	theirs

- a. Note that there are two pronoun forms for possession; one stands in front of the noun; the other stands alone.

It's my book.
 your
 his
 her
 (its)
 our
 their

It's mine.
 yours.
 his.
 hers.
 (its)
 ours.
 theirs.

Drill: Supply the pronoun forms.

Example: I have a book.
I have my book.
I have mine.

1. He has a pencil.
He has _____ pencil.
He has _____.
2. We have the grades.
We have _____ grades.
We have _____.
3. You have a book.
You have _____ book.
You have _____.
4. I have a tape.
I have _____ tape.
I have _____.

b. Repeat these sentences.

I have my ID (identification) card.
You have your ID card.
He has his ID card.
She has her ID card.
We have our ID cards.
They have their ID cards.

It's mine.
It's yours.
It's his.
It's hers.
They're ours.
They're theirs.

5. Adjectives.

Adjectives may come before or after the nouns they describe.

Example: This is a red pencil.
This pencil is red.

These are red pencils.
These pencils are red.

Complete these sentences.

1. yellow
That is a _____ book.
That book is _____.
Those are _____ books.
Those books are _____.

2. new
This is a _____ tape.
This tape is _____.
These are _____ tapes.
These tapes are _____.

3. old
It is an _____ car.
It is _____.
They are _____ cars.
They are _____.

Repeat everything you hear.

I'm a teacher.
You're a student.
We're students.
They're students.
He's a doctor.
She's a nurse.
This is a pencil.
Those are pencils.

I am.
You are.
He is.
She is.
We are.
They are.

I'm not a teacher.
You're not a student.
We're not students.
They're not students.
He's not a doctor.
She's not a nurse.
This is not a pencil.
Those are not pencils.

I'm not.
You're not.
He's not.
She's not.
We're not.
They're not.

Am I a teacher?
Are you a student?
Are we students?
Are they students?
Is he a doctor?
Is she a nurse?
Is this a pencil?
Are those pencils?

You're not.
You aren't.

He's not.
He isn't.

She's not.
She isn't.

We're not.
We aren't.

They're not.
They aren't.

Aren't you a student?
Aren't we students?
Aren't they students?
Isn't he a doctor?
Isn't she a nurse?
Isn't this a pencil?
Aren't those pencils?

Exercise 1. Review of Affirmative
Question forms.

Listen and repeat.

I am.
Am I _____?

You are.
Are you _____?

He is.
Is he _____?

She is.
Is she _____?

We are.
Are we _____?

They are.
Are they _____?

I'm a student.
Am I a student?

You're a teacher.
Are you a teacher?

He's a doctor.
Is he a doctor?

She's a nurse.
Is she a nurse?

We're students.
Are we students?

You're teachers.
Are you teachers?

They're pilots.
Are they pilots?

That's a pencil.
Is that a pencil?

Those are books.
Are those books?

Exercise 2.

You will hear the affirmative form.
Then you record the question form.

I'm a student.
You're a teacher.
He's a doctor.
She's a nurse.
We're students.
You're teachers.
They're pilots.
That's a pencil.
Those are books.

You aren't.
Aren't you _____?

He isn't.
Isn't he _____?

She isn't.
Isn't she _____?

We aren't.
Aren't we _____?

They aren't.
Aren't they _____?

Exercise 3.Review of Negative Statement forms.Listen and repeat.

I'm a student.
I'm not a student.

You're a teacher.
You're not a teacher.

He's a doctor.
He's not a doctor.

She's a nurse.
She's not a nurse.

We're students.
We're not students.

You're teachers.
You're not teachers.

They're pilots.
They're not pilots.

That's a pencil.
That's not a pencil.

Those are books.
Those aren't books.

Exercise 4.

You will hear the affirmative statement.
Then you record the negative statement.

I'm a student.
You're a teacher.
He's a doctor.
She's a nurse.
We're students.
You're teachers.
They're pilots.
That's a pencil.
Those are books.

Exercise 5.Review of Negative Question forms.Listen and repeat.

You're not a teacher.
Aren't you a teacher?

He's not a doctor.
Isn't he a doctor?

She's not a nurse.
Isn't she a nurse?

We're not students.
Aren't we students?

You're not teachers.
Aren't you teachers?

They're not pilots.
Aren't they pilots?

That's not a pencil.
Isn't that a pencil?

Those aren't books.
Aren't those books?

Exercise 6.

You will hear the negative statement.
Then you record the negative question.

You're not a teacher.
He's not a doctor.
She's not a nurse.
We're not students.
You're not teachers.
They're not pilots.
That's not a pencil.
Those aren't books.

Exercise 7.

Review of TWO possible forms of negative with verb Be.

Listen and repeat.

You're not.
You aren't.

He's not.
He isn't.

She's not.
She isn't.

We're not.
We aren't.

You're not.
You aren't.

They're not.
They aren't.

It's not.
It isn't.

TAPE 1103B

Repeat everything you hear.

have
see
hear
want

your tape
your book
your pen
your pencil
your chair
your table
your teacher
your doctor

I have two pencils.
You have three books.
We have four tapes.
They have five chairs.

I see six pencils.
You see seven pencils.
We see eight pencils.
They see nine pencils.

Is this your tape?
Is this your book?
Is that your pen?
Is that your pencil?
Is this your chair?
Is that your table?
Is he your teacher?
Is he your doctor?

I hear a train.
You hear a car.
We hear a bus.
They hear an airplane.

I want ten pencils.
You want a tape.
We want a table.
They want a teacher.

Yes, it is.
No, it isn't.

Yes, they are.
No, they aren't.

one	six
two	seven
three	eight
four	nine
five	ten

Yes, he is.
No, he isn't.

Yes, she is.
No, she isn't.

Exercise 1.Listen and repeat everything you hear.

A: Good morning.
B: Good morning.

A: Who are you?
B: I'm a doctor.

A: Is this your book?
B: No, it isn't.

A: Is that your table?
B: Yes, it is.

A: Are those your pencils?
B: No, they aren't.

A: Good-bye.
B: Good-bye.

Exercise 2.

Now you will hear the first speaker (Part A). Then you record the part of the second speaker (Part B).

A: Good morning.
B: Good morning.

A: Who are you?
B: I'm a doctor.

A: Is this your book?
B: No, it isn't.

A: Is that your table?
B: Yes, it is.

A: Are those your pencils?
B: No, they aren't.

A: Good-bye.
B: Good-bye.

Exercise 3.Listen and repeat everything you hear.

A: Hi! How are you?
B: Fine, thanks. And you?

A: Fine, thanks. Are you a student?
B: Yes, I am.

A: Is this your pencil?
B: Yes, it is.

A: I hear an airplane.
B: I hear a car.

A: I see a train.
B: I see a bus.

A: I have a book.
B: I have two books.

A: Good-bye.
B: So long!

Exercise 4.

Now you will hear the first speaker (Part A). Then you record the part of the second speaker (Part B).

A: Hi! How are you?
B: Hi! Fine, thanks. And you?

A: Fine, thanks. Are you a student?
B: Yes, I am.

A: Is this your pencil?
B: Yes, it is.

A: I hear an airplane.
B: I hear a car.

A: I see a train.
B: I see a bus.

A: I have a book.
B: I have two books.

A: Good-bye.
B: So long!

Exercise 5.

Listen and repeat everything you hear.

A: I'm not a teacher.

B: What are you?

A: I'm a student.

B: I'm not a barber.

A: What are you?

B: I'm a pilot.

A: That's not a pencil.

B: What is it?

A: That's a pen.

Exercise 6.

Now you will hear the first speaker (Part A). Then you record the part of the second speaker (Part B).

A: I'm not a teacher.

B: What are you?

A: I'm a student.

B: I'm not a barber.

A: What are you?

B: I'm a pilot.

A: That's not a pencil.

B: What is it?

A: That's a pen.

TAPE 1103C

Listen to the following conversation between two students.

John, it's time to get up.

What time is it, Fred?

It's six o'clock.

Are you sure?

My clock says five-thirty.

Your clock is slow.

It's six o'clock right now.

What time is breakfast?

six-thirty.

I'll hurry then.

Wait for me.

O.K. I'll wait.

Repeat everything that follows.

John, it's time to get up.

What time is it, Fred?

It's six o'clock.

Are you sure?

My clock says five-thirty.

Your clock is slow.

It's six o'clock right now.

What time is breakfast?

six-thirty.

I'll hurry then.

Wait for me.

O.K. I'll wait.

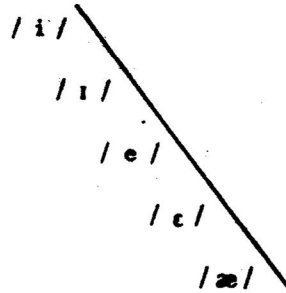
SOUND AND INTONATION

Listen.

There are 11 vowel sounds in English.

There are 5 front vowels.

The front vowels are / i, ɪ, e, ɛ, æ /



Front Vowels

Listen and repeat.

/ i / / i / / i /

/ ɪ / / ɪ / / ɪ /

/ e / / e / / e /

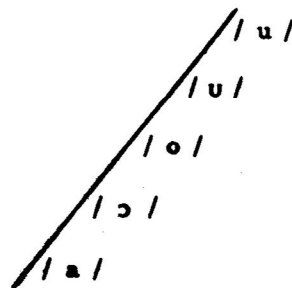
/ ɛ / / ɛ / / ɛ /

/ æ / / æ / / æ /

Listen.

There are 5 back vowels.

The back vowels are / u, ʊ, o, ɔ, a /



Back Vowels

Listen and repeat.

/ u / / u / / u /

/ u / / u / / u /

/ o / / o / / o /

/ ɔ / / ɔ / / ɔ /

/ a / / a / / a /

Listen.

There is 1 middle vowel.

The middle vowel is / ə /.

Listen and repeat.

/ ə / / ə / / ə /

Listen.

There are 3 diphthongs in English.

The diphthongs are / aɪ , au , ɔɪ /

Listen and repeat.

/ aɪ / / aɪ / / aɪ /

/ au / / au / / au /

/ ɔɪ / / ɔɪ / / ɔɪ /

/ s - z /

/ s / - He wants. / s /

/ s / - She wants. / s /

/ s / - It wants. / s /

/ z / - is, is, is / z /

/ z / - has, has, has / z /

Listen and repeat.

He is in class.
Is he in class?
He isn't in class.
Isn't he in class?

They are in class.
Are they in class?
They aren't in class.
Aren't they in class?

Why isn't he in class?
Why aren't they in class?

/ z - z - z /

is is is

has has has

I have.
You have.
We have.
They have.

He has. / z /
She has. / z /
It has. / z /

Listen and repeat.

I want.
You want.
We want.
They want.

He wants. / s /
She wants. / s /
It wants. / s /

Conversation Practice

Isn't this my pencil?
Yes, it's your pencil.
Yes, it's yours.

Isn't this your pencil?
Yes, it's my pencil.
Yes, it's mine.

Isn't this his pencil?
Yes, it's his pencil.
Yes, it's his.

Isn't this her pencil?
Yes, it's her pencil.
Yes, it's hers.

Listen and repeat.

This is a red pencil.
This pencil is red.
These are red pencils.
These pencils are red.

I have my ID card.
It's mine.

You have your ID card.
It's yours.

He has /z/ his ID card.
It's his. /z/

She has /z/ her ID card.
It's hers. /z/

Review these expressions.

Hi!
So long.
Sit down, please.
It's lunch time.
It's time for a break.
I'll hurry.
I'll wait.

Repeat these statements.

That's a pencil.
I'm a student.
It's a room
It isn't an alarm clock.
He's in the lab.
She's not in class.
This isn't my classroom.

There s one recorder
There re ten tapes.
January is the first month of the year.
December is the last month of the year.

It's two a. m.
It's 0200 hours.

The pencil is red.
The pencils are red.

Repeat.

Isn't this yours?
Yes, it is.

Aren't those our books?
Yes, they are.

He has /z/ a book.
She wants a book.

I have my grade.
I have mine.